

BEIJING ORIENTAL YUHONG WATERPROOF TECHNOLOGY CO., LTD.



2017

002271

)

(

10

1.50

881,851,515

0

10

7

..... 5

..... 9

..... 14

..... 42

..... 70

..... 83

..... 83

..... 84

..... 96

..... 107

..... 110

.....E44DC 96.02 0 Td.....29)TEM/SMD 1A()T/SMD 126

| | | |
|--|--|--|
| | | |
| | | |
| | | |
| | | |
| | | |
| | | |
| | | |

| | | | |
|--|---|--|--------|
| | | | 002271 |
| | | | |
| | | | |
| | | | |
| | BEIJING ORIENTAL YUHONG WATERPROOF TECHNOLOGY CO., LTD. | | |
| | ORIENTAL YUHONG | | |
| | | | |
| | | | |

| | |
|--|--------------------|
| | 91110000102551540H |
| | |
| | |

| | 2017 | 2016 | 2015 | |
|--|----------------|---------------|----------------|--|
| | -7,599,662.16 | 20,362,504.91 | -5,669,905.57 | |
| | 110,901,771.96 | 62,914,553.44 | 114,248,377.70 | |
| | | -1,063,974.11 | -2,391,106.00 | |
| | 12,247,277.80 | 1,235,932.76 | | |

2008

“

”

“

”

2

——

“ ”

1



7

“ ”

“ ”

1

2017

1

62.24 %

21.28%

2
1

| | 2017 | | 2016 | | |
|------------------|-------------------|------|------------------|------|--------|
| | | | | | |
| | 10,292,965,441.05 | 100% | 7,000,232,779.37 | 100% | 47.04% |
| 8,306,549,125.15 | | | | | |

| | | | | | | |
|--|-------------------|------------------|--------|--------|--------|--------|
| | | | | | | |
| | 8,306,549,125.15 | 4,926,688,775.09 | 40.69% | 48.77% | 66.49% | -6.31% |
| | 1,416,874,065.31 | 1,001,360,353.04 | 29.33% | 48.20% | 46.84% | 0.66% |
| | 5,334,627,978.23 | 3,179,610,469.63 | 40.40% | 44.79% | 64.64% | -7.19% |
| | 2,971,921,146.92 | 1,747,078,305.46 | 41.21% | 56.49% | 69.98% | -4.66% |
| | 1,416,874,065.31 | 1,001,360,353.04 | 29.33% | 48.20% | 46.84% | 0.66% |
| | 10,234,742,750.30 | 6,372,162,767.31 | 37.74% | 46.69% | 59.20% | -4.89% |

1

3

| | | | 2017 | 2016 | |
|--|--|--|----------------|----------------|--------|
| | | | 432,678,154.11 | 274,972,644.44 | 57.35% |
| | | | 432,875,333.44 | 276,368,080.7 | 56.63% |
| | | | 7,070,688.02 | 6,873,508.69 | 2.87% |

30%

2017

2016

47.04%

57.35%

4

| | | 2017 | | 2016 | | |
|--|--|------------------|--------|------------------|--------|--------|
| | | | | | | |
| | | 4,471,289,899.32 | 90.76% | 2,683,779,648.43 | 90.69% | 66.60% |
| | | 141,727,730.17 | 2.88% | 84,948,158.44 | 2.87% | 66.84% |
| | | 85,891,920.77 | 1.74% | 52,515,627.25 | 1.77% | 63.55% |
| | | 227,779,224.83 | 4.62% | 137,896,708.93 | 4.66% | 65.18% |
| | | 270,567,567.39 | 27.02% | 183,638,002.10 | | |



2017

| | | | | | | |
|--|--|----------------|--------|----------------|--------|--------|
| | | 368,874,223.35 | 84.31% | 236,259,415.87 | 84.26% | 56.13% |
| | | 35,221,170.60 | 8.05% | 22,683,820.01 | 8.09% | 55.27% |
| | | 33,433,526.00 | 7.64% | 21,450,089.38 | 7.65% | 55.87% |

6

7

8

| | |
|--|------------------|
| | 1,573,086,042.11 |
| | 15.28% |
| | 0.00% |

5

6

| | | |
|---|--|--|
| 6 | | |
|---|--|--|

| | |
|--|--------|
| | 47.35% |
| | 0.00% |

5

| | | | |
|---|----|------------------|--------|
| | | | |
| 1 | | 1,060,811,074.50 | 20.40% |
| 2 | | 758,395,740.71 | 14.59% |
| 3 | | 352,919,235.98 | 6.79% |
| 4 | | 193,507,229.94 | 3.72% |
| 5 | | 95,907,221.68 | 1.84% |
| | -- | 2,461,540,502.81 | 47.35% |

3

| | | | | |
|--|------------------|----------------|---------|--|
| | 2017 | 2016 | | |
| | 1,180,488,799.80 | 840,323,959.75 | 40.48% | |
| | 1,047,574,368.20 | 824,614,520.22 | 27.04% | |
| | 103,345,953.52 | 46,363,984.98 | 122.90% | |

4

469,063,545.60

4.56%

| | | | | | |
|-----|----|-----|-----|-----|-------|
| | | 294 | 126 | 150 | 18 |
| 169 | 51 | | 93 | 25 | 1 PCT |



2017

| | | | |
|--|------------------|----------------|---------|
| | 2,050,163,511.80 | 829,803,839.78 | 147.07% |
| | 858,672,558.63 | 939,648,599.03 | -8.62% |

23,949,318.30

95.94%

-1,206,461,024.01

146.57%

97.92%

2,050,163,511.80

147.07%

62.24 %

ÅC}ÔóOó¥R6€Òj □7°•€Mr´òĚBž € 7 •đ•i ìĐ924 3,, Ō Ō, '0Ā, 9Ā, 1Ā, 2Ā, 3Ā, 4Ā, 5Ā, 6Ā, 7Ā, 8Ā, 9Ā, 0Ā

| | 2017 | | 2016 | | | |
|--|----------------|--|------|--|--|--|
| | | | | | | |
| | | | | | | |
| | 2,423,169,504. | | | | | |

| | | | | | | | | | | | | | | |
|--|--|--|----------------|-------|----|----|----|----|----|---------------|---------------|----|---------------|---------------------|
| | | | | | | | | | | 70 | | | | |
| | | | 192,000,000.00 | 4.80% | | | | | | 0.00 | 0.00 | | 2016 11 18 | (www.cninfo.com.cn) |
| | | | 560,500,000.00 | -- | -- | -- | -- | -- | -- | 10,825,114.59 | 10,825,114.59 | -- | -- | -- |

3

4

5

1





2017

| | | | | | | | | | | |
|-----------|------------|-----------|------------|------------|----------|-----------|--------|-----------|------------|------|
| 2014 | | 125,122.9 | 7,696.94 | 114,084.87 | 6,176.06 | 14,586 | 11.66% | 11,038.03 | 0 | 0 |
| 2017 | | 182,488.6 | 98,844.39 | 98,844.39 | 0 | 0 | 0.00% | 83,644.21 | - | 0 |
| | -- | 307,611.5 | 106,541.33 | 212,929.26 | 6,176.06 | 14,586 | 4.74% | 94,682.24 | -- | 0 |
| | | | | | | | | | | |
| | 2017 12 31 | 2014 | | 65,884.00 | | | | 22,784.90 | | |
| | | 25,415.97 | | 5,000.00 | | | | 6,038.03 | | |
| 6,251.48 | | 6,038.03 | | | | 213.45 | | | 2017 12 31 | 2017 |
| | | 15,092.54 | | | | | | 83,751.85 | | |
| 70,000.00 | | 13,644.21 | | | | 14,122.71 | | | 13,644.21 | |
| | | 340.50 | | | | 138.00 | | | | |

2

[G6





| | |
|--|--|
| | |
|--|--|

3

| | | | | | | | | | |
|--|--|-----|--|-----|---------------|--|--|--|--|
| | | (1) | | (2) | $(3)=(2)/(1)$ | | | | |
|--|--|-----|--|-----|---------------|--|--|--|--|

2.4

10%



| | | |
|--|--|--|
| | | |
|--|--|--|

| | | | | |
|----------------|----------------|---------------|----------------|----------------|
| | | 96,599,715.54 | 101,937,855.67 | 140,735,376.86 |
| 249,448,041.75 | 107,626,064.71 | | | |

20

“ ”

“ ”

“ ”

2

2017

“ ”

“ ”

“ ”

“ ”

“ ”

↑ ↑

↑ ↑

“ ”

“ ”

“ ”

“ ”

2020

2%

20%

1

2

“

”

“

” “

”

3

“

”

4

5



CRM OA SAP

BI DMS

TMS

HSE

4

5

”

6

“ ”

“

18.4

7

2 2018

1

“

”

2

3

4

5

6



3

MDI SBS

6



| | |
|--|--|
| | |
| | |
| | |
| | |
| | |

3

1 2015

| | | | | | | |
|-----------|------|---|---------------|-------------|----|------|
| | 2016 | 3 | 31 | 830,693,439 | | |
| 9,976,091 | | | 820,717,348 | | 10 | 1.00 |
| | | | 82,071,734.80 | | | |

2 2016

| | | | | | | |
|------|------|----|----|----------------|--|----|
| | 2016 | 12 | 31 | 882,686,848 | | 10 |
| 1.50 | | | | 132,403,027.20 | | |

3 2017

| | | | | | | |
|-----|------|----|----|----------------|--|----|
| | 2017 | 12 | 31 | 881,851,515 | | 10 |
| 1.5 | | | | 132,277,727.25 | | |
| | 10 | | 7 | 617,296,060 | | |

| | | | | | | |
|------|----------------|------------------|--------|------|-------|--|
| | | | | | | |
| 2017 | 132,277,727.25 | 1,238,836,792.54 | 10.68% | 0.00 | 0.00% | |
| 2016 | 132,403,027.20 | 1,028,709,692.11 | 12.87% | 0.00 | 0.00% | |
| 2015 | 82,071,734.80 | 729,715,166.83 | 11.25% | 0.00 | 0.00% | |





| | | | | | | | |
|--|--|--|--|--|--|--|--|
| | | | | | | | |
|--|--|--|--|--|--|--|--|



8

| | |
|--|-----|
| | |
| | 155 |
| | 11 |
| | |
| | 3 |

2014

A

19,100,699.77

2017

13,000,000.00

| | | | | | |
|-----------|------------|---------|-----------|----------|----------|
| 1,684 | | 93.556% | 116 | | 6.444% |
| | | 287 | | | 7.03 / |
| 2 | | | | | 2013 7 5 |
| | | 1,800 | | | |
| 34,352 | | 5.24% | | 1,730.2 | 96.12% |
| 69.8 | | 3.878% | | | |
| 287 | 344 | | | 7.03 / | |
| 3 | 2013 7 22 | | 2013 | | |
| 4 | 2013 8 19 | | | | |
| | | | | | 344 |
| 311 | | 1,800 | | 1,730.2 | 69.8 |
| | 1,701.4 | 1,631.6 | | 69.8 | 2012 |
| | | | | 7.03 / | 6.83 / |
| | | | 2013 8 19 | | 311 |
| | 1,631.6 | | | 2013 9 5 | |
| | | | 1,631.6 | | |
| 12,762.60 | 2013 -2017 | | | | |



47.6917

2014 9 30

| | |
|--|------|
| | 2013 |
| | |

2014 5
18.2 2015
8 5 ,

| | 2014 | 2015 | 2016 | 2017 |
|----------|----------|----------|---------|--------|
| 357.6468 | 130.5663 | 184.7024 | 38.8819 | 3.4962 |

9 2015 8 20

2014 2014 2014 12
31 416,326,636 10 2.00
10 10 2015 6 1
416,326,636 832,653,272
1,192.2 2,384.4
2014

6.83 / 3.415 /

10 2015 8 20

288 720.0167
2013
720.0167 2015 9 7 2013
2014
62

2015

58

103.45

2016 11 7

2016

38.9333

2017 7 12

| | 2013 | 2014 | 2015 | 2016 | 2017 |
|-----------|----------|----------|----------|--------|--------|
| 11,628.52 | 2,836.14 | 6,445.07 | 1,728.57 | 450.24 | 168.50 |

15 2017 6 13

2013

2016

11.0000

2017 7 12

| | 2014 | 2015 | 2016 | 2017 |
|--|------|------|------|------|
| | | | | |

| | | | | | | | | |
|-----------|------|---|----|--------|-----------|----------|--------|---------|
| 1 | 2016 | 6 | 30 | | | | | |
| | | | | | | 6,504.40 | | |
| | | | | | 83,069.34 | 7.83% | | |
| 5,854 | | | | 90.00% | 650.40 | | 10.00% | |
| | | | | | 1,112 | | 8.24 | / |
| 2 | | | | 2016 | 7 | 1 | | |
| | | | | | | | 2016 | 7 |
| 27 | | | | | | | | |
| | | | | | | | 6,500 | |
| 83,069.34 | | | | | | | 7.82% | |
| | | | | | | 6,414.1 | | 98.68% |
| 85.9 | | | | | | | 1.32% | |
| | | | | | | | | 1,112 |
| | | | | | | | 1,263 | 8.24 / |
| 3 | 2016 | 8 | 12 | | | | | |
| | | | | | | | | 2016 |
| 4 | 2016 | 8 | 25 | | | | | |
| | | | | | | | | |
| 1,263 | | | | | | | 1,230 | |
| 6,414.1 | | | | | | | 85.9 | |
| | | | | | | 6,435.5 | | |
| | | | | | | | | 6,500 |
| | | | | | | | | 6,349.6 |

6 2017 6 13

2016

119.0000

2017 7 12

2016 -2020

| | | 2016 | 2017 | 2018 | 2019 | 2020 |
|----------|-----------|----------|-----------|----------|----------|--------|
| 6,193.60 | 38,406.05 | 8,532.13 | 20,089.86 | 7,094.42 | 2,287.49 | 402.17 |

7 2017 7 17

2017 7 17

85.9

0.0975%

18.31 /

6

0.5

24

85.4

2017 8 31

780.45

2017 -2021

| | 2017 | 2018 | 2019 | 2020 | 2021 |
|--------|--------|--------|--------|-------|------|
| 780.45 | 232.22 | 358.59 | 133.78 | 46.35 | 9.51 |

| | 2017 6 14 | www.cninfo.com.cn |
|--|-----------|-------------------|
| | 2017 7 14 | www.cninfo.com.cn |
| | 2017 7 18 | www.cninfo.com.cn |
| | 2017 8 4 | www.cninfo.com.cn |
| | 2017 8 19 | www.cninfo.com.cn |

| | | |
|--|-----------|--------------------|
| | 2017 8 29 | www.cninfo.com.cn? |
| | 2017 9 6 | www.cninfo.com.cn? |

1

| | | | | | | 681.73 | 0.11% | 1,000 | | | 681.73 | 2017 03 28 | |
|--|--|--|--|----|----|--------------|-------|-------|----|----|--------|---------------|--|
| | | | | | | 366 | 0.06% | 500 | | | 366 | 2017 03 28 | |
| | | | | -- | -- | 1,047.7 3 | -- | 1,500 | -- | -- | | | |



3

2

1



| | | | | | | | | |
|--|---------------|--------|------------|----------|--|--|--|--|
| | 23 | | | | | | | |
| | 2016 04 23 | 6,000 | 2016 11 18 | 6,000 | | | | |
| | 2015 03 18 | 10,000 | 2016 01 20 | 2,575.92 | | | | |
| | 2015 03 18 | 7,000 | 2015 05 07 | 969.26 | | | | |

3

1

2

4

1

“

”

9

2018

2017

www.cninfo.com.cn

2

| | | 2017-002 | 2017 2 15 | www.cninfo.com.cn |
|--|--|----------|-----------|-------------------|
| | | 2017-026 | 2017 4 27 | |
| | | 2017-047 | 2017 6 22 | |
| | | 2017-085 | 2017 9 21 | |
| | | 2017-087 | 2017 9 21 | |
| | | 2017-091 | 2017 9 | |



2017

| | | | | |
|--|--|--|--|--|
| | | | | |
| | | | | |

2017-080 2017

1



| | | | | |
|----------|---------|---------|------|--------|
| 666.8667 | | | 35 | |
| | 38.9333 | | | 21 |
| | | 119.00 | | |
| 2 | | | | |
| 85.40 | | | | 15.00 |
| 3 | | | | |
| 4 | | | | |
| 75% | | | | |
| 2017 | 6 | 13 | | |
| 2013 | | | | 2016 |
| | | 38.9333 | | 2013 |
| | | | 2016 | |
| | 11.00 | | | 2016 |
| | | | | 119.00 |
| 2017 | 7 | 17 | | |

| | | | | | |
|----------|--------|-----------|---------|-----------|-----------|
| | | | | 12 | 18.90 |
| | | 2013 | | | |
| | 2016 | | | 30 | |
| | | | 85.90 | | |
| 0.0975% | 18.31 | / | | | 6 |
| | | | | | 0.50 |
| | | | | 24 | |
| 85.40 | | | | | |
| 2017 | 8 | 18 | | | |
| | | | | | 263 |
| 666.8667 | | | 2013 | | |
| | | | | | |
| 2017 | 8 | 31 | | | |
| 24 | | | 85.40 | 24 | 85.40 |
| | | | 6.40% | 85.40 | 2017 8 31 |
| | | | | | |
| | | | 38.9333 | 2017 7 12 | |
| | 11.00 | 2017 7 12 | | | |
| | | | | | |
| | 119.00 | 2017 7 12 | | | |

882,686,848

881,851,515

2

| | 195,385,728 | 0 | 0 | 195,385,728 | | |
|--|-------------|---|---|-------------|--|--|
| | 40,093,326 | 0 | 0 | 40,093,326 | | |



2017

| | | | | | | |
|--|--|--|--|--|--|---------|
| | | | | | | 200,000 |
|--|--|--|--|--|--|---------|

2017

200,000

2017

200,000

1,862,594

587,500

387,500

1,662,594

387,500

| | | | | | | |
|--|--|--|--|--|--|---------|
| | | | | | | 9 8 |
| | | | | | | 100,000 |

744,500

125,000

0

619,500

| | | | | | | |
|--|------------|---------|------------|------------|------------|------------|
| | | | | | | |
| | 2017 07 17 | 18.31 / | 854,000 | 2017 08 31 | 854,000 | |
| | | | | | | |
| | 2017 09 25 | 100 / | 18,400,000 | 2017 10 20 | 18,400,000 | 2023 09 25 |
| | | | | | | |

2016

2017 7 17

30

85.90

2017 7 17

18.31 /

6

0.50

24

85.40

2017 8

31

2016 10 31

2016 11 18

2016

2017 6 12

"

119.00

85.40

882,686,848

881,851,515

835,333

NOUwæÑ814760333

| | | | | | | | | |
|--|--|-------|------------|------------|-----------|------------|--|--|
| | | | | | | | | |
| | | 2.25% | 19,856,394 | 17,417,270 | 0 | 19,856,394 | | |
| | | 2.00% | 17,652,169 | -2,745,194 | 0 | 17,652,169 | | |
| | | 1.73% | 15,235,929 | 15,235,929 | 0 | 15,235,929 | | |
| | | 1.45% | 12,769,100 | 0 | 0 | 12,769,100 | | |
| | | 1.30% | 11,452,418 | -121,300 | 8,680,288 | | | |



3

| | | |
|--|--|--|
| | | |
| | | |

4 **10%**

5





2017

| | | | | | 05 26 | 05 25 | | | | | |
|--|--|--|--|--|------------------|---------------|---------|---|---|---|---------|
| | | | | | 2016 61 05 26 | 2019 05 25 | | | | | |
| | | | | | 2016 55 05 26 | 2019 05 25 | 100,202 | 0 | 0 | 0 | 100,202 |
| | | | | | 2016 78 05 26 | 2019 05 25 | 0 | 0 | | | |



2001

1973 EMBA

1995 1998

1998 2000 2000

2003 2009 2009

1971

2008 1993

2008 2009 2009 10

1977 1998

2004 2004 8

1971

1992 2001

2001 2006

2006 8

1973

1998

1957

1983 1988 1989

1994 1995

2006

1980

1978

100

2010 3

| | | | | | |
|--|--|--|--|--|--|
| | | | | | |
|--|--|--|--|--|--|

|

| | | | | | |
|--|--|--|--|--|--|
| | | | | | |
|--|--|--|--|--|--|

8 /

| | | | |
|--|--|--|--|
| | | | |
|--|--|--|--|

| | | | | / | / | | | | / | |
|--|--|---|---|---|---|---------|---------|---|---|---------|
| | | 0 | 0 | 0 | 0 | 288,000 | 244,000 | 0 | 0 | 44,000 |
| | | 0 | 0 | 0 | 0 | 950,000 | 150,000 | 0 | 0 | 800,000 |
| | | 0 | 0 | 0 | 0 | 850,000 | 150,000 | 0 | 0 | 700,000 |



4

1

2

4

7

A6G5+0jBAUgE@ · IU/njyRÉ0Qk ,GyaAõhEJCSE+BñP_AAP/nEJ1yDOAw @DB3 Æ

Ã,ú65

2

1

| 2016 | | 0.97% | 2017 05 16 | 2017 05 17 | www.cninfo.com.cn) |
|------|--|-------|------------|------------|--------------------|
| 2017 | | 9.85% | | | |

22

22

0

0

0

2



2017 3 6 1

2017

| | |
|--|--|
| | |
|--|--|

| | | | | | | | |
|--|--|--|--|--|--|--|--|
| | | | | | | | |
|--|--|--|--|--|--|--|--|

| | |
|--|-----------|
| | 83,644.21 |
| | |



2017

| | | | |
|--------|---------|---------|---------|
| EBITDA | 21.53 | 37.67 | -42.85% |
| | 100.00% | 100.00% | 0.00% |
| | 100.00% | 100.00% | 0.00% |

30%

EBITDA

EBITDA

793100

165212.83

Q3 H1 2019

165212.83

165

| | |
|--|------------------|
| | |
| | 2018 04 23 |
| | |
| | (2018) 110ZA6624 |
| | |

2017 12 31

2017

2017 12 31

2017

”

“

1

25

36

830,654.91

141,687.41

2017



2

1

2

3

4

2017

1

2

3

4

5

6

1

2017 12 31

| | | |
|--|--|--|
| | | |
| | | |
| | | |



2017

| | | |
|--|------------------|------------------|
| | | |
| | | |
| | | |
| | 1,911,105,157.21 | 1,596,891,346.57 |
| | 810,396,810.48 | 271,670,831.84 |
| | | |
| | | |
| | | |
| | | |
| | 626,367,432.97 | 571,525,339.34 |



2017

| | | |
|--|------------------|------------------|
| | 1,502,288,199.95 | 1,273,284,742.49 |
| | | |
| | | |
| | | |
| | | |
| | | |
| | | |
| | | |
| | 4,893,024,627.85 | 3,807,200,310.32 |
| | | |
| | | |
| | 1,430,294,504.46 | |
| | | |
| | | |
| | | |
| | | |
| | 2,763,039.46 | 2,763,039.46 |
| | | |
| | 96,153,474.24 | 60,079,015.41 |
| | | |
| | | |
| | 1,529,211,018.16 | 62,842,054.87 |
| | 6,422,235,646.01 | 3,870,042,365.19 |
| | | |
| | 881,851,515.00 | 882,686,848.00 |
| | 415,290,965.56 | |
| | | |
| | | |
| | 1,966,261,192.73 | 1,772,595,101.63 |
| | 517,902,930.00 | 545,231,510.00 |
| | -2,866,804.64 | -162,400.18 |
| | | |

| | | |
|--|-------------------|------------------|
| | 3,861,335,252.07 | 2,778,451,448.03 |
| | 6,714,718,074.34 | 4,974,514,336.93 |
| | 179,907,734.68 | 11,991,840.28 |
| | 6,894,625,809.02 | 4,986,506,177.21 |
| | 13,316,861,455.03 | 8,856,548,542.40 |

2



| | | |
|--|------------------|------------------|
| | | |
| | | |
| | | |
| | | |
| | 75,832,279.24 | 61,920,927.81 |
| | | |
| | | |
| | 1,954,838.21 | 1,291,699.27 |
| | 38,521,237.88 | 61,534,586.86 |
| | 65,285,899.57 | 20,400,000.00 |
| | 3,212,262,617.73 | 2,513,192,404.15 |
| | 8,692,815,017.74 | 6,868,042,673.93 |
| | | |
| | 1,119,897,181.69 | 728,203,988.71 |
| | | |
| | | |
| | 152,704,300.00 | 282,558,000.00 |
| | 801,139,839.83 | 794,481,297.91 |
| | 265,625,949.38 | 325,147,264.49 |
| | 17,989,601.61 | 14,377,636.49 |
| | 80,099,158.11 | 7,101,903.13 |
| | 2,694,438.44 | 1,148,402.57 |
| | 39,800.00 | 2,217,000.00 |
| | 1,584,573,323.30 | 2,227,801,755.88 |
| | | |
| | | |
| | | |
| | 4,024,763,592.36 | 4,383,037,249.18 |
| | | |
| | | |
| | 1,430,294,504.46 | |

| | | |
|--|--------------|--|
| | | |
| | 2,686,000.12 | |

| | | |
|-----|------------------|------------------|
| | | |
| | | |
| | | |
| | | |
| | | |
| | | |
| | 99,183,796.67 | 81,265,521.16 |
| | 1,180,488,799.80 | 840,323,959.75 |
| | 1,047,574,368.20 | 824,614,520.22 |
| | 103,345,953.52 | 46,363,984.98 |
| | 131,774,754.52 | 118,492,645.51 |
| “ ” | | |
| “ ” | | 23,151,884.31 |
| | | |
| “ ” | | |
| “ ” | | -49,293.48 |
| | 110,901,771.96 | |
| “ ” | 1,432,057,961.31 | 1,096,504,896.23 |
| | 13,780,794.19 | |

| | | |
|----|------------------|------------------|
| | | |
| 1. | | |
| 2. | | |
| | -2,704,404.46 | -162,400.18 |
| 1. | | |
| 2. | | |
| 3. | | |
| 4. | | |
| 5. | -2,704,404.46 | -162,400.18 |
| 6. | | |
| | -545,769.43 | |
| | 1,238,884,496.56 | 1,026,160,305.25 |
| | 1,236,132,388.08 | 1,028,547,291.93 |
| | 2,752,108.48 | -2,386,986.68 |
| | | |
| | 1.40 | 1.22 |
| | 1.36 | 1.20 |
| | 0.00 | 0.00 |

4

| | | |
|--|------------------|------------------|
| | | |
| | 5,746,264,524.95 | 3,685,516,881.60 |

| | | |
|-----|------------------|------------------|
| | 4,577,991,195.85 | 3,104,062,099.73 |
| | 25,708,252.07 | 13,024,233.08 |
| | 373,936,495.60 | 295,434,788.81 |
| | 398,709,282.88 | 334,711,970.57 |
| | 88,006,627.41 | 28,525,757.20 |
| | 46,387,484.53 | 26,528,695.26 |
| “ ” | | |
| “ ” | 15,628,373.13 | -2,253,779.11 |
| | | |
| “ ” | | |
| | 9,759,844.38 | |
| “ ” | 260,913,404.12 | -119,024,442.16 |
| | 573,050.68 | 6,110,891.61 |
| | 492,321.12 | 2,738,939.68 |
| “ ” | 260,994,133.68 | -115,652,490.23 |
| | 15,253,791.95 | -39,515,069.81 |
| “ ” | 245,740,341.73 | -76,137,420.42 |
| “ ” | 245,740,341.73 | -76,137,420.42 |
| “ ” | | |
| | | |
| 1. | | |
| 2. | | |
| | | |
| 1. | | |

| | | |
|----|----------------|----------------|
| | | |
| 2. | | |
| 3. | | |
| 4. | | |
| 5. | | |
| 6. | | |
| | 245,740,341.73 | -76,137,420.42 |
| | | |
| | | |
| | | |

| | | |
|--|-------------------|------------------|
| | | |
| | | |
| | 11,544,484,793.52 | 7,763,858,987.25 |
| | | |
| | | |
| | | |
| | | |
| | | |
| | | |
| | | |
| | | |
| | | |
| | | |
| | 21,348,215.09 | 17,466,891.40 |
| | 253,577,107.76 | 302,053,207.15 |

| | | |
|--|------------------|------------------|
| | 1,827,000,000.00 | |
| | 54,106,405.89 | 3,583,853.65 |
| | 4,133,885,781.65 | 2,547,983,166.55 |
| | 1,802,645,237.51 | 1,393,324,024.39 |
| | 220,783,766.01 | |

| | | |
|--|-------------------|------------------|
| | 3,529,863.29 | 8,532,674.58 |
| | | |
| | 15,984,133.98 | 11,454,619.45 |
| | 19,513,997.27 | 19,987,294.03 |
| | 80,421,963.04 | 26,846,645.31 |
| | 560,500,000.00 | 659,305,000.00 |
| | | |
| | 1,832,278,000.00 | 6,859,566.11 |
| | 2,473,199,963.04 | 693,011,211.42 |
| | -2,453,685,965.77 | -673,023,917.39 |
| | | |
| | 15,636,740.00 | 711,050,578.00 |
| | 1,707,809,850.03 | 1,436,637,196.83 |
| | 1,827,000,000.00 | |



| | | | | | | | | | | | | | | |
|---|--|--|--|--|--|--|--|--|--|--|--|--|--|--|
| | | | | | | | | | | | | | | |
| 4 | | | | | | | | | | | | | | |
| | | | | | | | | | | | | | | |
| | | | | | | | | | | | | | | |

3

194,658.9

95.37



| | | | | | | |
|-------------|----|-------------|------|-------------|----|-------------|
| | | | A | 1,800 | | 1,730.20 |
| 69.80 | | | | | | |
| | | 1,631.60 | | 1.00 | | 311 |
| | | 35,983.60 | | | | |
| 2013 | | | A | 69.80 | | 1.00 |
| | | 36,053.40 | | | | |
| 2013 | | | | | | [2014]590 |
| 2014 | 8 | 8 | | | | 41,680.3553 |
| | | 5,626.9553 | | | | |
| 2013 | | | | | | |
| | | | | 47.6917 | | 1.00 |
| | | | | 41,632.6636 | | |
| 2014 | | | 2014 | 12 | 31 | 41,632.6636 |
| | 10 | 10 | | | | |
| 83,265.3272 | | | | | | |
| 2013 | | | | | | |
| | | | | 18.20 | | |
| 2015 | 8 | 5 | | | | |
| | | 83,247.1272 | | | | |
| 2013 | | | | | | |
| | | | | 177.7833 | | |
| | | 83,069.3439 | | | | |
| 2016 | | | | | | |
| | | | | 6,312.60 | | 5,314.9909 |
| 997.6091 | | | | | | |
| 1.00 | | 1197 | | | | 88,384.3348 |
| 2013 | | | | | | |
| | | | | 12.20 | | |
| 2013 | | | | | | |
| | | | | 103.45 | | |
| | | 88,268.6848 | | | | |
| 2013 | | | | | | |
| | | | | 168.9333 | | |
| | | 88,099.7515 | | | | |
| 2016 | | | | | | |

| | | | |
|--|---|-------|------|
| | A | 85.40 | 1.00 |
|--|---|-------|------|

88,185.1515

2017 11 29

91110000102551540H

” ”

“ ”

2018 4 23

America

Oriental Yuhong (America) Developments Ltd.

Yuhong

“ ”

1

”

“

15 —

2014

2

4

5

1

2

Q

3

6

1

2

“ ”

3

4

7

8

1

2

“ ”

”

2

11

140

10

1





14

19

15

1

2

3

3

16

1

| |
|-------|
| 40-50 |
| 3-15 |
| 15 |
| 15 |

19

2

17

F)B'ÄN'A£ä\AÜî@^'4 "A z8#DAÓDb•B'Äð £ä@¿ NìLð6 \$€A zB3,4NÀF)B'ÄN'A£ä£ä@. ` Y ÄÄÓJ ÉB'Ä

2

3

4

“

”

20

1

2

3

21

1

2

D A B C
 E F

3

4

22

1

2

C A D B

C A B D

2

24

1

1

154

2

25

/

1

2

1

2

2

3

“ ”

4

28

1

| 42 — | | |
|-----------|--|--|
| 2017 5 28 | | |

| | | |
|--|--|--|
| | | |
| <p>2017</p> <p>16</p> <p>1</p> <p>2017 1</p> <p>2017</p> | | |
| <p>[2017]30</p> <p>“ ”</p> <p>“ ”</p> <p>“ ” “ ”</p> <p>” “</p> <p>”</p> | | |



| | | | | |
|------|----|----|----|-----------------|
| | 16 | —— | 3. | 110,901,771.96 |
| 2017 | | | 4. | -110,901,771.96 |

2017 1 1
2017

| | | | | |
|---|----------|--|----|---|
| | | | 5. | - |
| | [2017]30 | | 6. | - |
| “ | ” | | 7. | - |

“ ” “ ”
“ ” “ ”
”

1

| | | |
|--|--|---------|
| | | |
| | | 17 11 3 |
| | | 4 |
| | | 1 5 7 |
| | | 25 |
| | | 3 5 |

| | |
|--|--|
| | |
|--|--|

2

1

2017 10 25

GR201711001918

2017 2019 15%

2016 11 30

GR201632002117

2016 2018

15%

2017 9 5

GR201743000361

2017 2019 15%

2017 11 17

GR201732001318

2017 2019

15%

2015 6 1

GF201521000069

2015 2017 15%

2016 2018 15%
2017 12 1

GR201743001583

2017 2019

15%

2

[2015]16

VolatileOrganicCompounds,VOC

420 / “ ”

1

| | | | |
|--|--|------------------|------------------|
| | | | |
| | | 4,247,564.82 | 1,240,055.62 |
| | | 2,289,159,279.79 | 1,433,594,794.52 |
| | | | |

2

| | |
|--|---------------|
| | |
| | 28,727,975.72 |
| | 28,727,975.72 |

3

| | | |
|--|----------------|---------------|
| | | |
| | 180,220,295.63 | |
| | 12,869,218.48 | 56,589,074.53 |
| | 193,089,514.11 | 56,589,074.53 |

4

| | |
|--|------------|
| | |
| | 571,586.86 |
| | 571,586.86 |

3

1

| | 4,710,01 2,846.74 | 99.92% | 428,090, 248.03 | 9.09% | 4,281,922 ,598.71 | 3,178,6 87,254. 20 | 99.90% | 295,583,9 31.25 | 9.30% | 2,883,103,3 22.95 |
|--|----------------------|---------|--------------------|---------|----------------------|--------------------------|---------|--------------------|---------|----------------------|
| | 3,732,41 2.25 | 0.08% | 3,732,41 2.25 | 100.00% | | 3,163,0 15.45 | 0.10% | 3,163,015 .45 | 100.00% | |
| | 4,713,74 | 100.00% | 431,822, | 9.16% | 4,281,922 | 3,181,8 | 100.00% | 298,746,9 | | 2,883,103,3 |

| | | | | | | | | | | |
|--|----------|--|--------|--|---------|-----------|--|-------|--|-------|
| | 5,258.99 | | 660.28 | | ,598.71 | 50,269.65 | | 46.70 | | 22.95 |
|--|----------|--|--------|--|---------|-----------|--|-------|--|-------|

| | | | |
|-----|------------------|----------------|---------|
| | | | |
| | | | |
| 1 | | | |
| 1 | 3,775,108,106.66 | 188,755,405.33 | 5.00% |
| 1 2 | 568,334,897.61 | 56,833,489.77 | 10.00% |
| 2 3 | 185,615,101.00 | 55,684,530.29 | 30.00% |
| 3 4 | 96,236,484.19 | 48,118,242.09 | 50.00% |
| 4 5 | 30,098,383.64 | 24,078,706.91 | 80.00% |
| 5 | 54,619,873.64 | 54,619,873.64 | 100.00% |
| | 4,710,012,846.74 | 428,090,248.03 | 9.09% |

2

133,783,444.56

0.00

| | | |
|--|--|--|
| | | |
|--|--|--|

4

19.53%

920,534,754.02

55,853,423.83


4

1

| 1 | | 285,818,884.80 | 97.50% | 128,770,914.83 | 97.51% |
|---|---|----------------|--------|----------------|--------|
| 1 | 2 | 5,646,515.03 | 1.93% | 1,796,024.46 | 1.36% |
| 2 | 3 | | | | |

6

1



2

1,959,506.00

0.00

| | | |
|--|--|--|
| | | |
|--|--|--|

3

| | |
|--|--------|
| | |
| | 140.61 |

| | | | | | |
|--|--|--|--|--|--|
| | | | | | |
|--|--|--|--|--|--|

4

| | |
|--|--|
| | |
|--|--|

| | | | | |
|--|---------------|---------------|---------------|---------------|
| | 22,090,332.15 | 13,357,064.10 | 25,367,457.21 | 10,079,939.04 |
|--|---------------|---------------|---------------|---------------|

| | 239,689,805.00 | | 239,689,805.00 | 47,689,805.00 | | 47,689,805.00 |
|--|----------------|--|----------------|---------------|--|---------------|
| | 239,689,805.00 | | 239,689,805.00 | 47,689,805.00 | | 47,689,805.00 |
| | 239,689,805.00 | | 239,689,805.00 | 47,689,805.00 | | 47,689,805.00 |

2



2017

| | | | | | |
|----|----------------|----------------|--------------|---------------|----------------|
| 1 | 45,458,777.53 | 77,108,605.05 | 3,506,213.59 | 25,609,309.18 | 151,682,905.35 |
| 2 | 128,571,705.64 | 190,520,794.50 | | 3,105,623.66 | 322,198,123.80 |
| 3 | | 21,713,993.97 | 966,307.78 | 926,487.15 | 23,606,788.90 |
| | | | | | |
| 3. | 5,538,024.97 | 11,891,671.68 | 2,364,583.57 | 2,288,680.23 | 22,082,960.45 |
| 1 | 5,538,024.97 | 11,891,671.68 | 2,364,583.57 | 2,288,680.23 | 22,082,960.45 |



| | | | | | | |
|------|----------------|------|----------------|----------------|--|----------------|
| | | | | | | |
| | 154,709.96 | | 154,709.96 | 1,536,738.73 | | 1,536,738.73 |
| | 121,709.40 | | 121,709.40 | | | |
| | 102,820.75 | | 102,820.75 | 1,554,418.17 | | 1,554,418.17 |
| | | | | 15,819,681.59 | | 15,819,681.59 |
| 2040 | | | | 5,519,373.52 | | 5,519,373.52 |
| | | | | 1,878,171.20 | | 1,878,171.20 |
| | | | | 155,823.08 | | 155,823.08 |
| | 810,396,810.48 | 0.00 | 810,396,810.48 | 271,670,831.84 | | 271,670,831.84 |

2

| | | | | | | |
|--|--|--|--|--|--|--|
| | | | | | | |
|--|--|--|--|--|--|--|

| | | | | | | | | | | | | |
|------|----------------|----------------|----------------|---------------|--|----------------|--------|----|--------------|--------------|-------|--|
| 20 | | | | | | | | | | | | |
| 1000 | | | | | | | | | | | | |
| TPO | | | | | | | | | | | | |
| | 180,000,000.00 | 143,746,070.28 | 6,385,064.66 | | | 150,131,134.94 | 83.41% | 90 | | | | |
| 10 | 361,091,900.00 | | 131,528,106.73 | | | 131,528,106.73 | 36.43% | 40 | 1,873,105.07 | 1,873,105.07 | 5.60% | |
| | 311,068,000.00 | 1,584,972.91 | 85,330,378.60 | | | 86,915,351.51 | 27.94% | 30 | 1,676,828.47 | 1,676,828.47 | 5.60% | |
| | 77,000,000.00 | | 23,817,649.48 | 10,159,851.97 | | 13,657,797.51 | 30.93% | 35 | | | | |
| | 50,000,000.00 | | 7,714,626.67 | | | 7,714,626.67 | | | | | | |

| | | | | | | |
|----|----------------|--------------|--|--------------|---------------|----------------|
| 1. | 581,033,153.39 | 207,820.00 | | 1,431,900.00 | 21,120,787.73 | 603,793,661.12 |
| 2. | 51,113,683.76 | 1,185,418.05 | | | 16,452,453.94 | 68,751,555.75 |
| 1 | 51,113,683.76 | 1,185,418.05 | | | 16,452,453.94 | 68,751,555.75 |
| 2 | | | | | | |
| 3 | | | | | | |
| | | | | | | |
| 3. | | | | | | |
| 1 | | | | | | |
| | | | | | | |
| 4. | | | | | | |



2017

| | | | | | | |
|----|----------------|--------------|--|--------------|---------------|----------------|
| | | | | | | |
| 1. | 589,157,289.21 | 1,347,112.41 | | 1,046,279.09 | 34,816,752.26 | 626,367,432.97 |
| 2. | 551,505,024.27 | 207,103.70 | | 1,142,664.44 | 18,670,546.93 | 571,525,339.34 |

0.00%

2

| | | |
|--|--|--|
| | | |
|--|--|--|

2017 12 31

2017 12 31

3,110,816.77

78

13**1**

5

4.00%

12.10%

14

| | | | | | |
|--|--------------|---------------|--------------|--|---------------|
| | | | | | |
| | 6,298,598.07 | 10,443,560.01 | 6,011,895.79 | | 10,730,262.29 |
| | 3,013,258.52 | 3,637,870.39 | 1,179,045.06 | | 5,472,083.85 |
| | | 6,132,075.30 | 613,207.55 | | 5,518,867.75 |
| | 314,714.52 | 6,901,199.36 | 1,615,187.21 | | 5,600,726.67 |
| | 9,626,571.11 | 27,114,705.06 | 9,419,335.61 | | 27,321,940.56 |

15

/

1

| | | | | |
|--|--|--|--|--|
| | | | | |
| | | | | |

| | | | | |
|--|--|----------------|--|----------------|
| | | | | |
| | | 120,281,754.81 | | 125,359,117.76 |

4

| | | | |
|--|--|----------------|----------------|
| | | | |
| | | 29,544,923.71 | 23,095,278.61 |
| | | 121,254,505.80 | 86,249,042.91 |
| | | 150,799,429.51 | 109,344,321.52 |

5



6,000

1.

A

5

20,000,000

70,000

2017 12 31

23,000

B

20,000

2017 12 31

28,727,975.72

28,727,975.72

1.

A

44,634,691.68

B

11,954,382.85

1.

2017 12 31

2,980

18

| | | |
|--|----------------|----------------|
| | | |
| | 203,174,481.15 | 297,638,134.90 |
| | 203,174,481.15 | 297,638,134.90 |

0.00

19

1

| | | |
|--|----------------|----------------|
| | | |
| | 648,529,228.09 | 366,631,809.58 |
| | 141,639,784.07 | 106,683,355.07 |

| | | |
|--|----------------|----------------|
| | 48,816,419.67 | 34,124,744.95 |
| | 50,423,733.94 | 27,203,191.69 |
| | 3,510,016.95 | 9,556,585.61 |
| | 587,890.21 | 1,253,750.40 |
| | 7,533,190.19 | 2,214,642.71 |
| | 901,040,263.12 | 547,668,080.01 |

2 **1**

| | | |
|--|---------------|----|
| | | |
| | 41,883,536.35 | |
| | 41,883,536.35 | -- |

20

1

| | | |
|--|----------------|----------------|
| | | |
| | 270,568,837.46 | 233,684,663.95 |
| | 327,812,746.01 | 136,472,322.90 |
| | 598,381,583.47 | 370,156,986.85 |

2 **1**

| | | |
|--|---------------|----|
| | | |
| | 82,921,924.10 | |
| | 82,921,924.10 | -- |

3

| | |
|--|--|
| | |
|--|--|

21

1

| | | | | |
|---|---------------|------------------|------------------|---------------|
| | | | | |
| | 32,929,239.48 | 978,995,555.87 | 960,556,523.93 | 51,368,271.42 |
| - | 608,494.22 | 74,919,577.52 | 74,243,064.24 | 1,285,007.50 |
| | 33,537,733.70 | 1,053,915,133.39 | 1,034,799,588.17 | 52,653,278.92 |

2

| | | | | |
|---|---------------|----------------|----------------|---------------|
| | | | | |
| 1 | 29,007,485.46 | 864,759,847.02 | 847,288,057.99 | 46,479,274.49 |
| 2 | | 32,597,614.17 | 32,597,614.17 | |
| 3 | 458,508.15 | 32,483,274.90 | 32,127,138.70 | 814,644.35 |
| | 372,527.00 | 27,712,095.78 | 27,501,005.95 | 583,616.83 |
| | 46,963.34 | 2,462,436.93 | 2,436,501.13 | 72,899.14 |
| | 39,017.81 | 2,308,742.19 | 2,189,631.62 | 158,128.38 |
| 4 | 2,087,258.22 | 30,521,776.86 | 30,635,582.84 | 1,973,452.24 |
| 5 | 1,375,987.65 | 18,633,042.92 | 17,908,130.23 | 2,100,900.34 |
| | 32,929,239.48 | 978,995,555.87 | 960,556,523.93 | 51,368,271.42 |

22

| | | |
|--|----------------|----------------|
| | | |
| | 140,021,132.91 | 78,283,916.52 |
| | 133,733,845.55 | 120,369,641.60 |
| | 7,617,589.43 | 8,207,700.91 |
| | 10,508,789.47 | 5,276,131.08 |
| | 9,343,192.31 | 4,627,334.42 |
| | 2,388,196.38 | 834,336.50 |
| | 526,889.18 | 390,638.85 |
| | 1,775,975.20 | 498,345.50 |
| | 305,915,610.43 | 218,488,045.38 |

23

| | |
|--|--|
| | |
|--|--|



| | | | | | | | | |
|--------------|-------------------|-------------------|--------------|--|--|--|-------------------|--|
| | | 23,020,000.0 0 | 460,400.00 | | | | 22,559,600.0 0 | |
| | 20,379,950.0 0 | | 1,097,800.00 | | | | 19,282,150.0 0 | |
| | 15,466,000.0 0 | | 1,274,000.00 | | | | 14,192,000.0 0 | |
| | 12,547,500.0 0 | | 630,000.00 | | | | 11,917,500.0 0 | |
| XPS HCFCs | | 12,381,847.0 9 | 1,171,206.67 | | | | 11,210,640.4 2 | |
| | | 3,860,000.00 | | | | | 3,860,000.00 | |

10

2017 4

23,020,000.00

11

XPS

HCFCs

12,381,847.09

12

2017 9

1,500,000.00

13

2017 11

3,860,000.00

14

2017 12

3,500,000.00

29

| | | + — | | | | | |
|--|----------------|------------|--|--|---------------|-------------|----------------|
| | | | | | | | |
| | 882,686,848.00 | 854,000.00 | | | -1,689,333.00 | -835,333.00 | 881,851,515.00 |

1

2016

24

854,000

A

1.00

(2017) 110ZC0279

2

2013

389,333

1.00

3

2013

110,000

1.00

4

2013

1,190,000

1.00

2 3 4

(2017) 470007

| | | | | |
|---|----------------|---------------|----------|----------------|
| 2 | | | | 119,677,795.83 |
| | - | | | |
| 3 | | | 10.6083% | - |
| | 151,414.30 | | | |
| 4 | | | | 1,689,333 |
| | - | 10,149,839.20 | | |
| 5 | | | | |
| | 202,641,230.10 | | | |
| | 13,456,625.50 | | | |
| | | Ä | | |

Ä

| | | | | | | | |
|--|--|----|--|--|----|--|------|
| | | 89 | | | 46 | | 4.64 |
|--|--|----|--|--|----|--|------|

-3,250,173.89

-2,704,404.46

-545,769.43

34

| |

| | 414,673,403.37 | 298,580,439.63 |
|--|----------------|----------------|
| | 203,753,438.55 | 224,471,264.53 |

41

| | | |
|--|----------------|----------------|
| | | |
| | 135,407,350.68 | 98,836,614.38 |
| | -9,565,890.28 | 19,425,915.20 |
| | 3,310,485.49 | 230,115.93 |
| | 2,622,808.63 | 0.00 |
| | 131,774,754.52 | 118,492,645.51 |

42

| | | |
|--|--|---------------|
| | | |
| | | 24,215,858.42 |
| | | -2,253,779.11 |
| | | 1,189,805.00 |

2017

| | | |
|------|--------------|--|
| | | |
| | 3,082,707.69 | |
| | 3,005,654.00 | |
| | 3,000,000.00 | |
| | 2,896,448.00 | |
| | 2,685,999.96 | |
| | 1,274,000.00 | |
| s | 1,171,206.67 | |
| | 1,097,800.00 | |
| | 1,000,000.00 | |
| | 913,246.74 | |
| | 912,000.00 | |
| | 800,000.00 | |
| | 790,000.00 | |
| | 761,200.00 | |
| | 700,000.00 | |
| | 630,000.00 | |
| | 600,000.00 | |
| | 600,000.00 | |
| | 506,000.00 | |
| | 500,000.00 | |
| 2017 | 500,000.00 | |
| | 491,250.00 | |
| | 460,400.00 | |
| | 400,000.00 | |

| | | |
|------|------------|--|
| | 300,000.00 | |
| | 300,000.00 | |
| | 300,000.00 | |
| 2016 | 300,000.00 | |
| 2017 | 300,000.00 | |
| 2016 | 258,200.00 | |
| | 250,000.00 | |
| 2016 | 250,000.00 | |
| 2016 | 210,000.00 | |
| | 200,000.00 | |
| | 200,000.00 | |
| 2015 | 180,000.00 | |
| | 180,000.00 | |

| | | |
|----|-----------|--|
| 20 | 81,918.59 | |
| | 80,000.00 | |

| | | |
|------|-----------|--|
| | 20,000.00 | |
| | 20,000.00 | |
| 2016 | 18,000.00 | |
| 2017 | 16,467.00 | |
| | 16,000.00 | |
| 2016 | 15,000.00 | |
| | 12,000.00 | |
| | 12,000.00 | |
| | 12,000.00 | |

2016

| | | | |
|--|---------------|---------------|---------------|
| | 300.94 | 1.08 | 300.94 |
| | 13,476,264.86 | 1,928,092.04 | 13,476,264.86 |
| | | 180,330.69 | |
| | 13,780,794.19 | 66,180,490.83 | 13,780,794.19 |

| | | | | | | | | / |
|--|--|--|--|--|--|------|---------------|---|
| | | | | | | 0.00 | 17,145,190.04 | |
| | | | | | | 0.00 | 14,262,640.00 | |
| | | | | | | 0.00 | 3,300,000.00 | |
| | | | | | | 0.00 | 2,685,999.96 | |
| | | | | | | 0.00 | 2,165,600.00 | |
| | | | | | | 0.00 | 1,964,213.00 | |
| | | | | | | 0.00 | 1,790,000.00 | |





2017

| | | | | | | | | | |
|--|--|--|--|--|--|--|------|------------|--|
| | | | | | | | 0.00 | 800,000.00 | |
|--|--|--|--|--|--|--|------|------------|--|

2015

0.00 700,000.00

| | | | | | | | | |
|------|--|--|--|--|--|------|------------|--|
| | | | | | | 0.00 | 378,616.67 | |
| 2014 | | | | | | 0.00 | 317,405.00 | |
| 2014 | | | | | | 0.00 | 300,000.00 | |
| | | | | | | 0.00 | 300,000.00 | |
| 2015 | | | | | | 0.00 | 300,000.00 | |

| | | | | | | | | |
|--|--|--|--|--|--|------|-----------|--|
| | | | | | | | | |
| | | | | | | 0.00 | 37,500.00 | |

0.00 42,000.00

| | | | | | | | | |
|--|--|--|--|--|--|------|-----------|--|
| | | | | | | | | |
| | | | | | | 0.00 | 18,600.00 | |



2017

| | | | | | | | | | |
|--|--|--|--|--|--|--|------|----------|--|
| | | | | | | | 0.00 | 7,586.30 | |
|--|--|--|--|--|--|--|------|----------|--|

0.00 7,155.00

| | | | |
|--|--------------|--------------|------------|
| | 192,760.82 | | 192,760.82 |
| | 2,575.78 | | 2,575.78 |
| | 69,057.10 | 112,045.04 | 69,057.10 |
| | 9,133,178.55 | 5,834,064.66 | |

47

1

| | | |
|--|----------------|----------------|
| | | |
| | 202,950,169.08 | 191,715,055.45 |
| | -8,379,262.58 | -61,186,438.48 |
| | 194,570,906.50 | 130,528,616.97 |

2

| | |
|-----|------------------|
| | |
| | 1,436,705,576.95 |
| / | 215,505,836.54 |
| | 4,795,781.40 |
| | -2,645,509.53 |
| | -676,283.49 |
| | 9,284,730.32 |
| | 2,065,332.63 |
| “_” | -4,319,482.52 |
| | 11,936,967.13 |
| “_” | -22,807,005.34 |
| | |
| | 194,570,906.50 |

48

| | | |
|-----|------------------|------------------|
| | | |
| 1 | -- | -- |
| | 1,242,134,670.45 | 1,026,322,705.43 |
| | 131,774,754.52 | 118,492,645.51 |
| | 163,619,391.15 | 133,030,018.86 |
| | 13,909,462.12 | 10,820,509.88 |
| | 9,419,335.61 | 4,786,410.65 |
| “ ” | | 3,853,353.51 |
| “ ” | 7,580,736.19 | |
| “ ” | 103,345,953.52 | 46,363,984.98 |
| “ ” | | -23,151,884.31 |
| “ ” | 5,077,362.95 | -61,186,438.48 |
| | | |



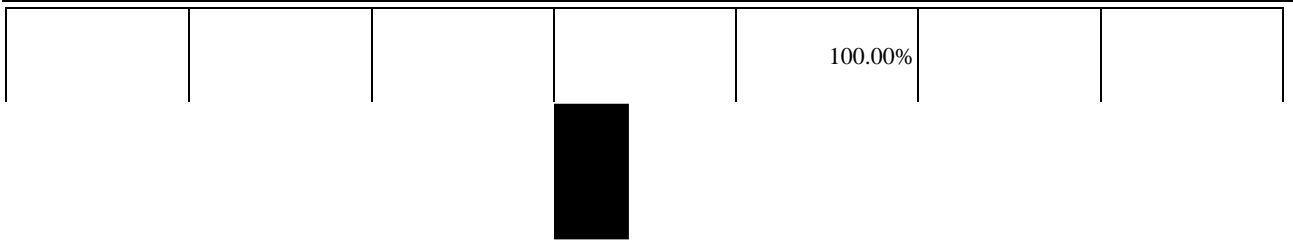


| | | | |
|--------|--------|------------|---------|
| | | 26,950 | |
| 13,850 | 51.39% | | 2017 3 |
| | 5,000 | | 2017 3 |
| | | 2017 12 31 | |
| | 5,000 | | 2017 6 |
| | | 2017 12 31 | |
| | 5,000 | | 2017 |
| 6 | | 2017 12 31 | |
| | 5,000 | | 2017 8 |
| | | 2017 12 31 | |
| | | 14,940 | |
| 7,620 | 51% | | 2017 9 |
| | | 2017 12 31 | |
| | | 17,021 | |
| 8,681 | 51% | | 2017 9 |
| | | 2017 12 31 | |
| | 5,000 | | 2017 10 |
| | | 2017 12 31 | |
| | 5,000 | | 2017 |
| 11 | | 2017 12 31 | |

1

1

| | | | | | |
|--|--|--|--|--------|--|
| | | | | | |
| | | | | | |
| | | | | 99.69% | |



| | | | | | | |
|--|--|--|--|---------|--|--|
| | | | | 100.00% | | |
| | | | | 51.00% | | |

| | | | | | | | | |
|--|--|--|--|--|--|--|--|--|
| | | | | | | | | |
|--|--|--|--|--|--|--|--|--|

1

1

2017 12 31

| | | | | |
|--|-----|--------|-----|-------|
| | 5% | 0.65 | 6% | 0.42 |
| | -5% | -0.65 | -6% | -0.42 |
| | 6% | 18.53 | - | - |
| | -6% | -18.53 | - | - |

2

4

19.53% 2016

15.93%

18.79% 2016 59.92%

3

| | | | |
|-------------------|-----------------|---------------|-------------------|
| 29,763.81 | - | - | 29,763.81 |
| 54,766.81 | - | - | 54,766.81 |
| 3,353.77 | - | - | 3,353.77 |
| 136.87 | - | - | 136.87 |
| 221.70 | - | - | 221.70 |
| 124,276.25 | 2,589.56 | 462.66 | 127,328.47 |
| 318,803.29 | 2,589.56 | 462.66 | 321,855.51 |

2

48.23% 2016 12 31 43.70%

2017 12 31

1

2

3

4

1



| | | | | | |
|--|--|--------------|--------------|--|--|
| | | | | | |
| | | 3,660,000.00 | 5,000,000.00 | | |

/

| | | | |
|--|--|--------------|--------------|
| | | | |
| | | 6,817,285.34 | 8,147,665.80 |

2

| | | | | |
|--|----------------|------------|------------|--|
| | | | | |
| | 50,000,000.00 | 2016 11 24 | 2018 05 23 | |
| | 230,000,000.00 | 2016 09 21 | 2017 | |

| | 100,000,000.00 | 2016 09 23 | 2018 09 19 | |
|--|------------------|------------|------------|---|
| | 530,000,000.00 | 2016 07 05 | 2018 07 04 | |
| | 626,000,000.00 | 2016 08 05 | 2018 08 05 | |
| | 100,000,000.00 | 2016 12 01 | 2017 11 30 | |
| | 200,000,000.00 | 2016 08 25 | 2017 08 24 | ✕ |
| | 1,280,000,000.00 | 2015 08 05 | 2018 08 04 | |
| | 700,000,000.00 | 2016 11 18 | 2017 11 17 | |

| | | | | | |
|------------|------|----------|-------|----------|------|
| 7 | 2013 | | | 103.45 | 1.00 |
| 8 | 2013 | | | 38.9333 | 1.00 |
| 9 | 2013 | | | 11.00 | 1.00 |
| 1 | 2016 | | | 6,312.60 | |
| 5,314.9909 | | 997.6091 | | | |
| | | 1.00 | | | |
| 2 | 2016 | | | 119.00 | 1.00 |
| 3 | 2016 | | 85.40 | | |
| | A | | 1.00 | | |
| 2 | | | | | |

| | | | |
|-----|------|------|-------|
| | 20 | | 20 |
| | / 20 | | 14.06 |
| | 50% | 2012 | |
| | | | 20 |
| | | 50% | |
| | / 20 | | 20 |
| 50% | | 50% | |
| | | 20 | |

| | |
|--|----------------|
| | 20 / 20 50% |
| | |
| | |
| | 407,898,933.55 |
| | 202,641,230.10 |

3

4

1

1

2014 8 7

8



2017

| | | | | |
|---|------------------|------------|------------------|----------|
| | 6,038.03 | | 6,251.48 | 6,038.03 |
| | | 213.45 | | |
| 2 | 2017 9 25 | 18,400,000 | | 100 |
| | 1,840,000,000.00 | | 1,824,886,000.00 | |

8,000

100%

12

“ ” 2018 3 29

2018

“ ”

193,000

4,988

2018 4 23

1

1

2

1

2

2

| | | | | |
|--|------------------|------------------|--|--|
| | | | | |
| | 9,078,290,018.56 | 2,710,387,497.48 | | |

| | | | | |
|--|----------------|---------------|--|----------------|
| | 182,447,062.11 | 4,501,126.77 | | 186,948,188.88 |
| | | | | |
| | 69,068,697.93 | 62,706,056.59 | | 131,774,754.52 |

| | | | | | |
|-------|---------------|--------------|--------------|--------------|---------------|
| | 15,466,000.00 | - | 1,274,000.00 | - | 14,192,000.00 |
| | 12,547,500.00 | - | 630,000.00 | - | 11,917,500.00 |
| XPS | - | - | 1,171,206.67 | 1,238,847.09 | 11,210,640.42 |
| HCFCs | - | 3,860,000.00 | - | - | 3,860,000.00 |
| | - | 3,500,000.00 | - | - | 3,500,000.00 |
| | 3,438,750.00 | - | 491,250.00 | - | 2,947,500.00 |
| | 5,372,000.08 | - | | | |



| | | |
|------|------------|------------|
| | - | 370,780.79 |
| | - | 309,000.00 |
| | - | 300,000.00 |
| | - | 300,000.00 |
| | - | 300,000.00 |
| 2016 | - | 300,000.00 |
| 2017 | - | 300,000.00 |
| 2016 | - | 258,200.00 |
| | - | 250,000.00 |
| 2016 | - | 250,000.00 |
| 2016 | - | 210,000.00 |
| | - | 200,000.00 |
| | - | 200,000.00 |
| 2015 | - | 180,000.00 |
| | - | 180,000.00 |
| | - | 150,000.00 |
| 2016 | - | 150,000.00 |
| | 42,518.00 | 139,231.63 |
| | 158,000.00 | 130,000.00 |
| | - | 120,000.00 |
| | - | 120,000.00 |
| | - | 114,500.00 |

| | | |
|-------|---|------------|
| 2016 | - | 100,000.00 |
| <hr/> | | |
| | - | 100,000.00 |
| <hr/> | | |
| | - | 100,000.00 |
| | - | 100,000.00 |

| | |
|-----------|-----------|
| - | 30,000.00 |
| <hr/> | |
| - | 27,394.99 |
| <hr/> | |
| - | 24,200.00 |
| <hr/> | |
| - | 21,634.76 |
| <hr/> | |
| 16,367.44 | 20,389.10 |
| <hr/> | |
| - | 20,000.00 |
| <hr/> | |
| - | 20,000.00 |

| | | |
|------|--------------|---|
| | 1,080,000.00 | - |
| | 1,000,000.00 | - |
| | 853,800.00 | - |
| | 834,000.00 | - |
| 2016 | 800,000.00 | - |
| 135 | 760,000.00 | - |
| 2015 | 700,000.00 | - |
| | 696,944.59 | - |
| | 686,000.00 | - |
| | 500,000.00 | - |
| 15 | 500,000.00 | - |
| | 500,000.00 | - |
| | 500,000.00 | - |
| | 400,000.00 | - |
| 2014 | 317,405.00 | - |
| 2014 | 300,000.00 | - |
| | 300,000.00 | - |
| 2015 | 300,000.00 | - |
| | 270,000.00 | - |
| | 203,000.00 | - |
| | 200,000.00 | - |
| | 177,700.31 | - |
| 2016 | 150,000.00 | - |
| | 150,000.00 | - |
| | 145,000.00 | - |
| | 132,500.00 | - |
| | 100,000.00 | - |
| | 100,000.00 | - |
| | 100,000.00 | - |

| | | |
|-----------|------------|---|
| | 100,000.00 | - |
| 2013-2014 | 90,000.00 | - |
| | 70,000.00 | - |
| 2015 | 70,000.00 | - |
| 2016 | 57,000.00 | - |
| | 50,000.00 | - |
| | 50,000.00 | - |
| | 50,000.00 | - |
| | 50,000.00 | - |
| | 50,000.00 | - |
| | 42,000.00 | - |
| | 40,000.00 | - |
| | 40,000.00 | - |
| | 37,500.00 | - |
| | 34,400.00 | - |
| | 30,000.00 | - |
| | 27,300.00 | - |
| | 21,100.00 | - |
| | 19,000.00 | - |
| | 18,600.00 | - |
| | 16,500.00 | - |
| | 14,200.00 | - |
| | 13,000.00 | - |
| | 10,161.37 | - |
| | 9,150.00 | - |
| | 7,155.00 | - |

| | | | |
|------|------|----------------------|-----------------------|
| | | 7,000.00 | - |
| | | 2,000.00 | - |
| 2015 | | 2,000.00 | - |
| | 2016 | 1,000.00 | - |
| | 1-6 | 600.00 | - |
| | | 62,914,553.44 | 110,901,771.96 |

2017 12 31

| | | | |
|----|-----------|-----------|------------|
| 7 | 2017 7 21 | 2017 7 21 | 10,500,000 |
| 8 | 2017 8 29 | 2017 8 29 | 64,000 |
| 9 | 2017 9 19 | 2017 9 19 | 14,101,000 |
| 10 | 2017 9 20 | 2017 9 20 | 28,750,000 |
| 20 | | | |

| | | | |
|----|------------|------------|------------|
| 16 | 2017 12 18 | 2017 12 18 | 16,200,000 |
| 17 | 2017 12 21 | 2017 12 21 | 20,000 |
| 18 | 2017 12 27 | 2017 12 27 | 6,116,000 |
| 19 | 2017 11 29 | 2017 11 29 | 5,700,000 |
| 20 | 2017 12 21 | 2017 12 21 | 2,000 |
| 21 | 2017 9 27 | 2017 9 27 | 570,000 |

1

1



| | | | | | | | | | | |
|--|----------------|-------|----------------|---------|------|----------------|-------|----------------|---------|------|
| | 340,448. 75 | 0.02% | 340,448. 75 | 100.00% | 0.00 | 340,448 .75 | 0.02% | 340,448.7 5 | 100.00% | 0.00 |
| | | | | | | | | | | |
| | | | | | | | | | | |
| | | | | | | | | | | |



| | | |
|---|--|---------------|
| 1 | | |
| 1 | | 18,931,717.00 |

| | | |
|--|------------------|------------------|
| | 7,253,965.55 | 3,664,598.55 |
| | 2,143,799,967.32 | 1,416,464,544.49 |

5

| | | | | | |
|--|--|----------------|---|--------|------|
| | | | | | |
| | | 575,962,932.99 | 1 | 26.87% | 0.00 |

| | | | | | | |
|----------------|----------------|----------------|--|----------------|--|--|
| | 261,199,105.26 | 15,584,848.78 | | 276,783,954.04 | | |
| | 151,437,217.06 | 1,523,179.49 | | 152,960,396.55 | | |
| | 150,495,925.68 | 1,136,351.75 | | 151,632,277.43 | | |
| | 135,746,826.74 | 4,340,879.09 | | 140,087,705.83 | | |
| | | 138,500,000.00 | | 138,500,000.00 | | |
| | 107,105,748.05 | 5,984,238.32 | | 113,089,986.37 | | |
| | 105,418,454.92 | 11,743,045.26 | | 117,161,500.18 | | |
| | 100,661,234.24 | 1,515,135.66 | | 102,176,369.90 | | |
| | 100,000,000.00 | | | 100,000,000.00 | | |
| | 97,008,728.04 | 2,188,976.37 | | 99,197,704.41 | | |
| | 88,543,180.87 | 1,976,062.91 | | 90,519,243.78 | | |
| | 80,371,944.26 | 852,263.81 | | 81,224,208.07 | | |
| | 56,908,114.42 | 10,453,133.15 | | 67,361,247.57 | | |
| | 55,208,507.77 | 4,597,691.50 | | 59,806,199.27 | | |
| | 21,611,758.45 | 33,774,245.35 | | 55,386,003.80 | | |
| | 51,418,898.47 | 3,251,228.61 | | 54,670,127.08 | | |
| | 50,846,463.07 | 8,775.08 | | 50,855,238.15 | | |
| | 50,123,981.41 | 284,087.94 | | 50,408,069.35 | | |
| | 50,000,000.00 | | | 50,000,000.00 | | |
| | 50,000,000.00 | | | 50,000,000.00 | | |
| | 35,382,868.52 | 3,458,914.61 | | 38,841,783.13 | | |
| | 11,651,498.28 | 26,819,529.45 | | 38,471,027.73 | | |
| | 35,000,000.00 | | | 35,000,000.00 | | |
| Yuhong America | 3,908,500.00 | 7,351,817.60 | | 11,260,317.60 | | |
| | 545,042.46 | 852,263.81 | | 1,397,306.27 | | |
| | 100,000.00 | | | 100,000.00 | | |
| | | 94,695.98 | | 94,695.98 | | |
| | | | | | | |
| | | | | | | |
| | | | | | | |
| | | | | | | |
| | | | | | | |
| | | | | | | |
| | | | | | | |



2017

| | | | | | | |
|--|--|--|--|--|--|--|
| | | | | | | |
|--|--|--|--|--|--|--|

|

2017 12 31

11

5,000

2017 12 31

12

4

| | | | | |
|--|------------------|------------------|--|--|
| | | | | |
| | | | | |
| | 4,970,314,131.24 | 3,816,858,197.53 | | |

| | | |
|--|---------------|----|
| | 2,344,046.04 | |
| | 97,825,836.31 | -- |

1 —

1 —

2

| | | / | / |
|--|--------|------|------|
| | 21.91% | 1.40 | 1.36 |
| | 20.18% | 1.29 | 1.26 |

3

1

2

